




---

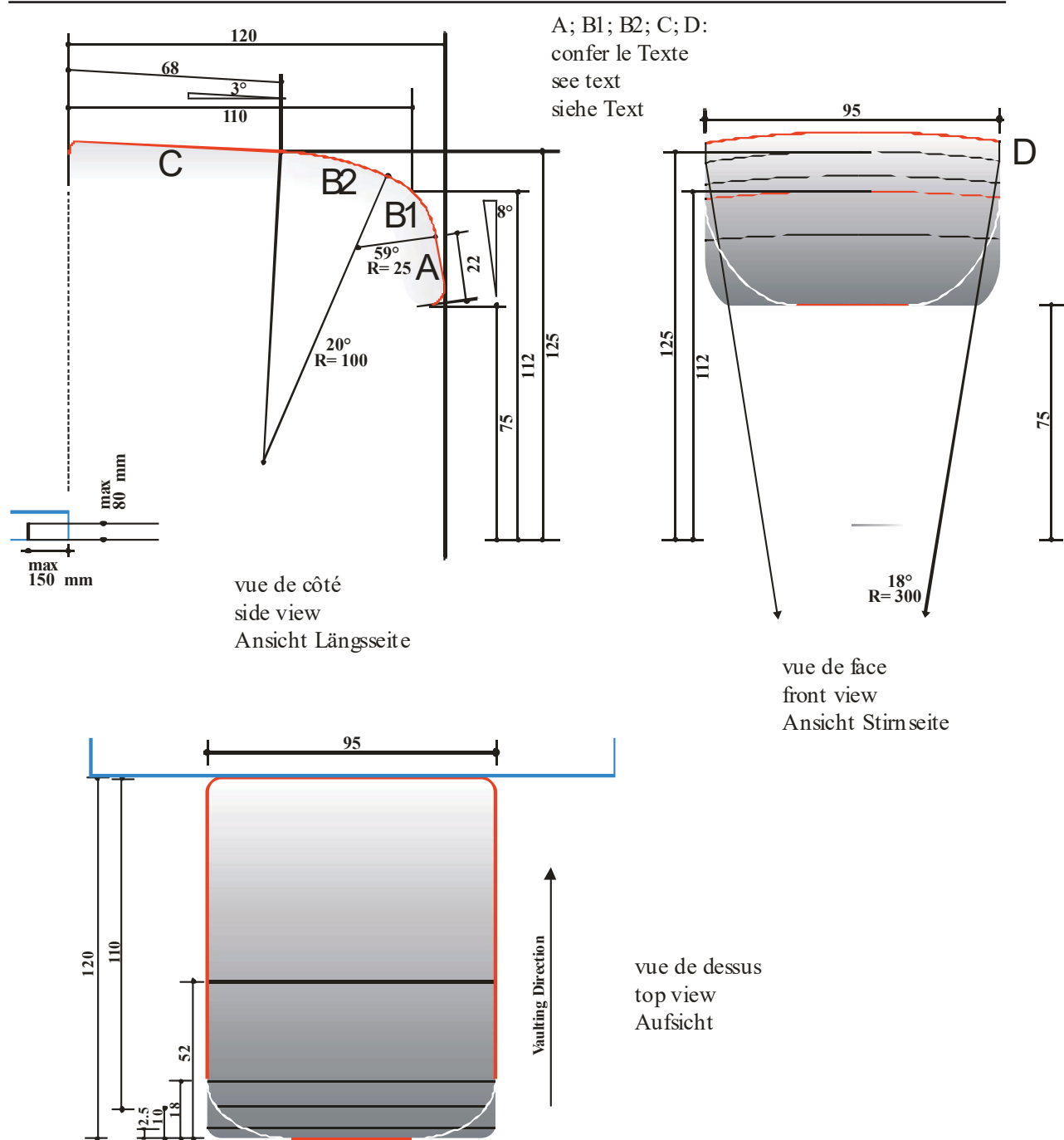
# NORMES DES ENGINS





**GYMNASTIQUE  
ARTISTIQUE  
FÉMININE**

# Table de saut



A; B1; B2; C; D:  
 confer le Texte  
 see text  
 siehe Text

vue de côté  
 side view  
 Ansicht Längsseite

vue de face  
 front view  
 Ansicht Stirnseite

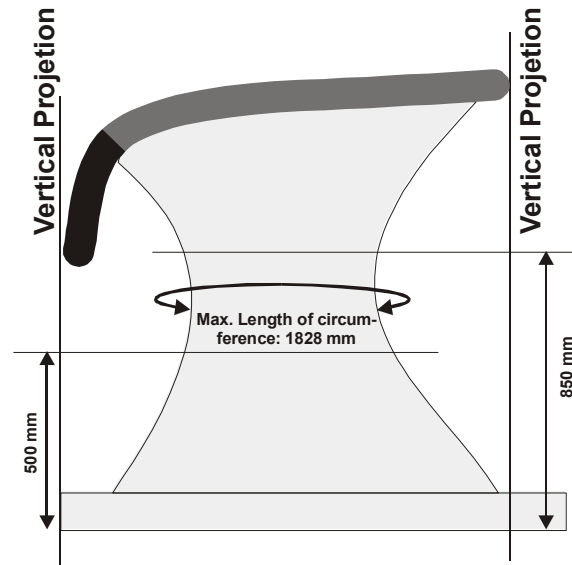
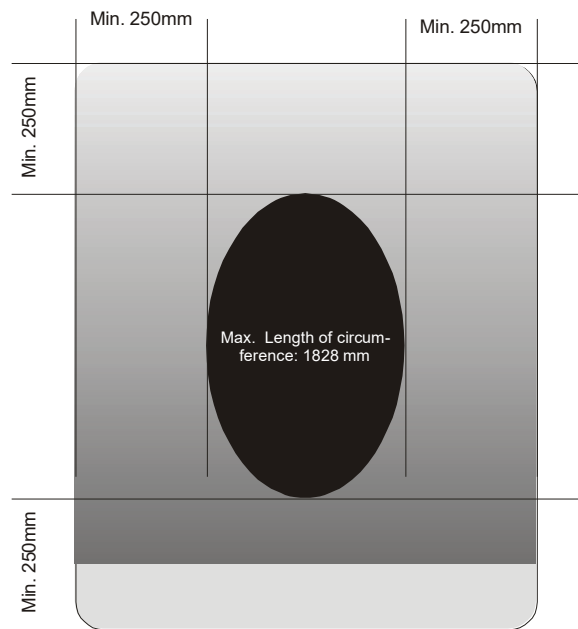
vue de dessus  
 top view  
 Aufsicht

cotes obligatoires;  
 construction selon le gré;  
 dessin en exemple

dimensions: mandatory;  
 design: at your discretion;  
 drawing: typical example

Maße bindend;  
 Konstruktion freigestellt;  
 Zeichnung als Beispiel

# Table de saut

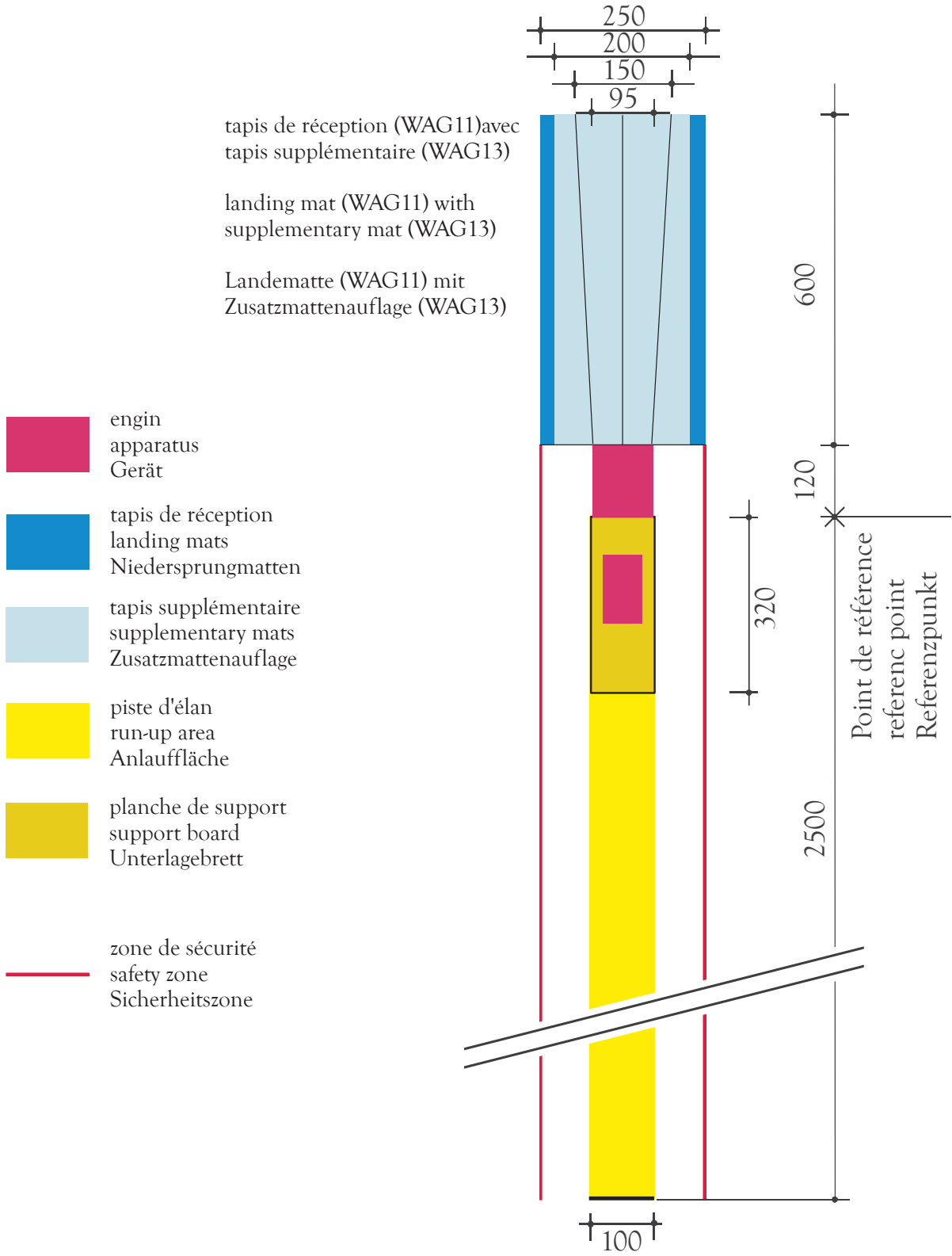


cotes obligatoires;  
construction selon le gré;  
dessin en exemple

dimensions: mandatory;  
design: at your discretion;  
drawing: typical example

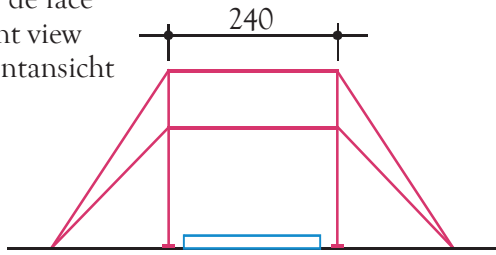
Maße bindend;  
Konstruktion freigestellt;  
Zeichnung als Beispiel

# Table de saut

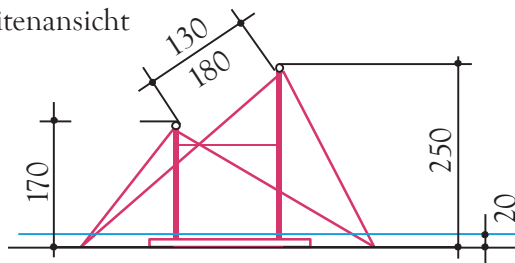


# Barres asymétriques

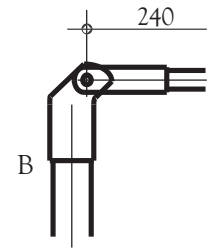
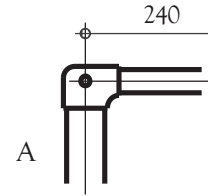
vue de face  
front view  
Frontansicht



vue de côté  
side view  
Seitenansicht

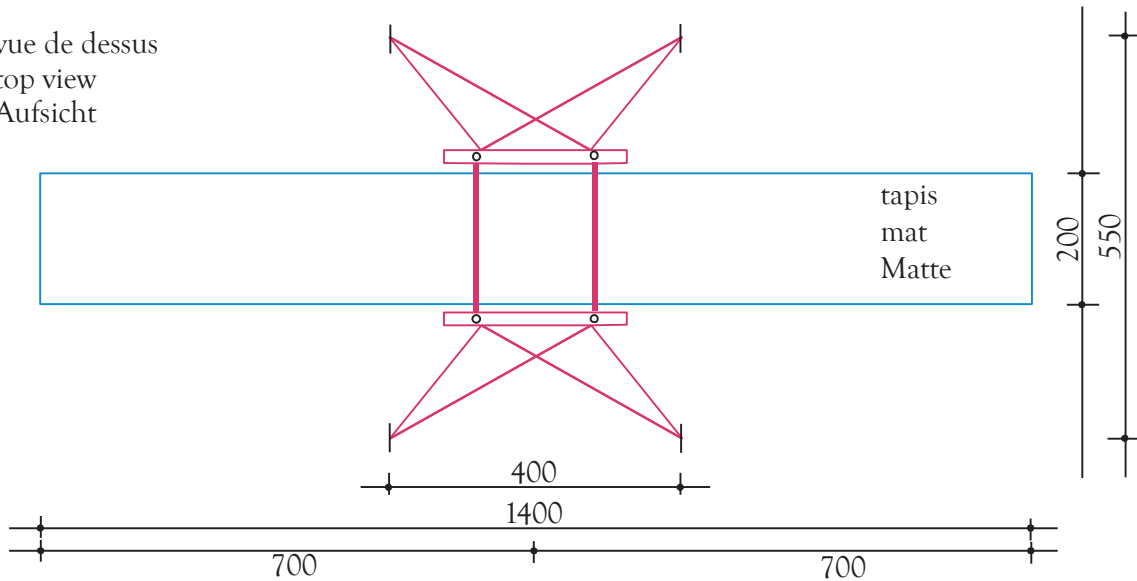


point de mesure pour différents systèmes  
de fixation de la barre  
measurement point with variants of supports  
Meßstelle bei Varianten von Holmauflagen



porte-main  
bar  
Barrenholm

vue de dessus  
top view  
Aufsicht



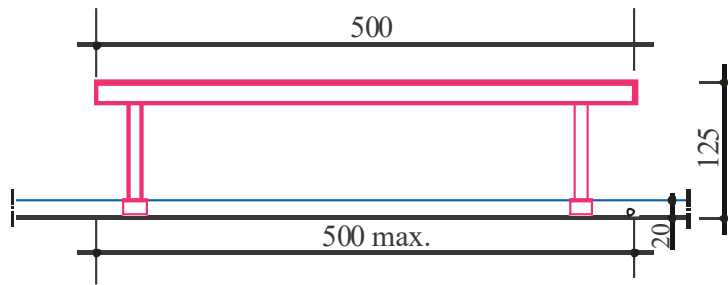
surface d'appui 550 x 1400  
floor area for apparatus 550 x 1400  
Gerätstellfläche 550 x 1400

cotes obligatoires;  
construction selon le gré;  
dessin en exemple

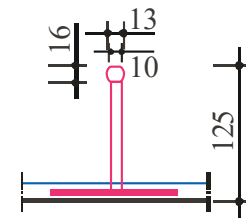
dimensions: mandatory;  
design: at your discretion;  
drawing: typical example

Maße bindend;  
Konstruktion freigestellt;  
Zeichnung als Beispiel

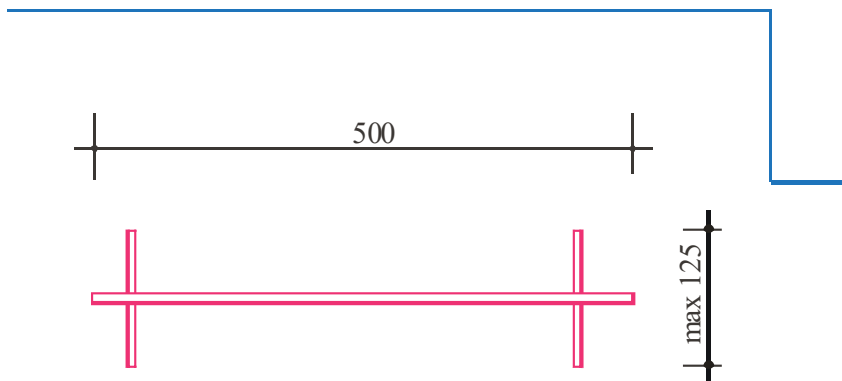
# Poutre



vue de côté  
side view  
Ansicht Längsseite

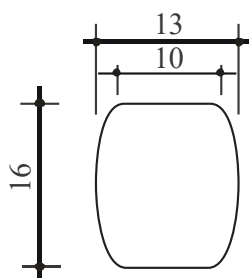


vue de face  
front view  
Ansicht Stirnseite

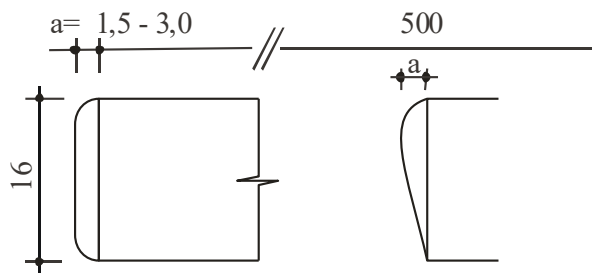


vue de dessus  
top view  
Aufsicht

coupe longitudinale  
beam end, longitudinal  
Längsschnitt Balkenkopf



coupe transversale  
de la poutre  
beam, cross-section  
Balken-Querschnitt



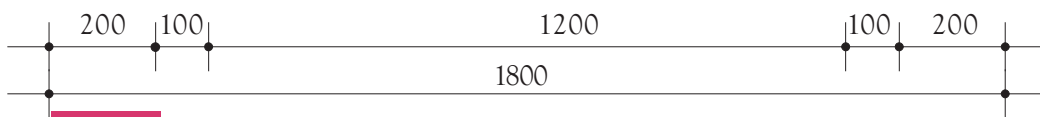

Variante

cotes obligatoires;  
construction selon le gré;  
dessin en exemple

dimensions: mandatory;  
design: at your discretion;  
drawing: typical example

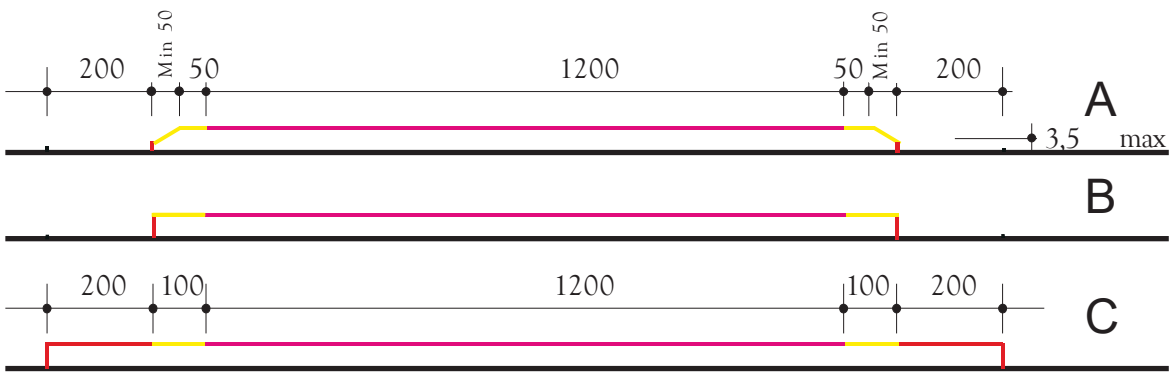
Maße bindend;  
Konstruktion freigestellt;  
Zeichnung als Beispiel

# Praticable



- surface de compétition, arena, Wettkampffläche
- cadre, edge, Umrandung
- zone de sécurité, safety zone, Sicherheitszone

variantes, profile - variants, Schnitt - Varianten A, B, C



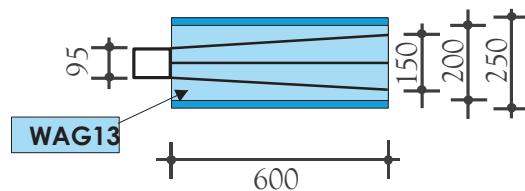


# Tapis de réception

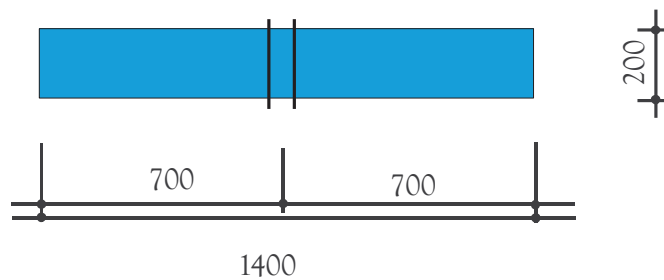
---

cotes minimales en cm, minimum dimensions in cm, minimale Maße in cm

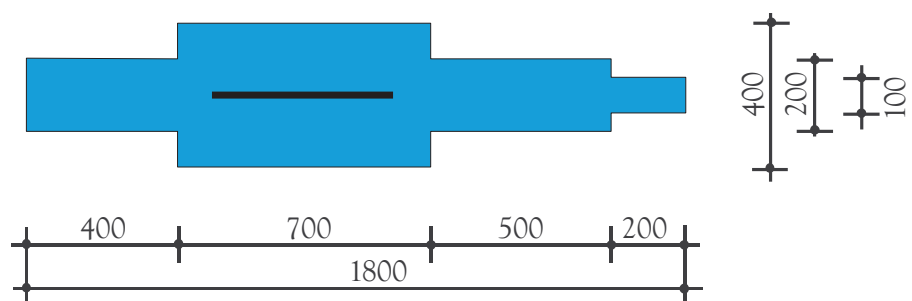
WAG 1  
saut  
vault  
Sprung



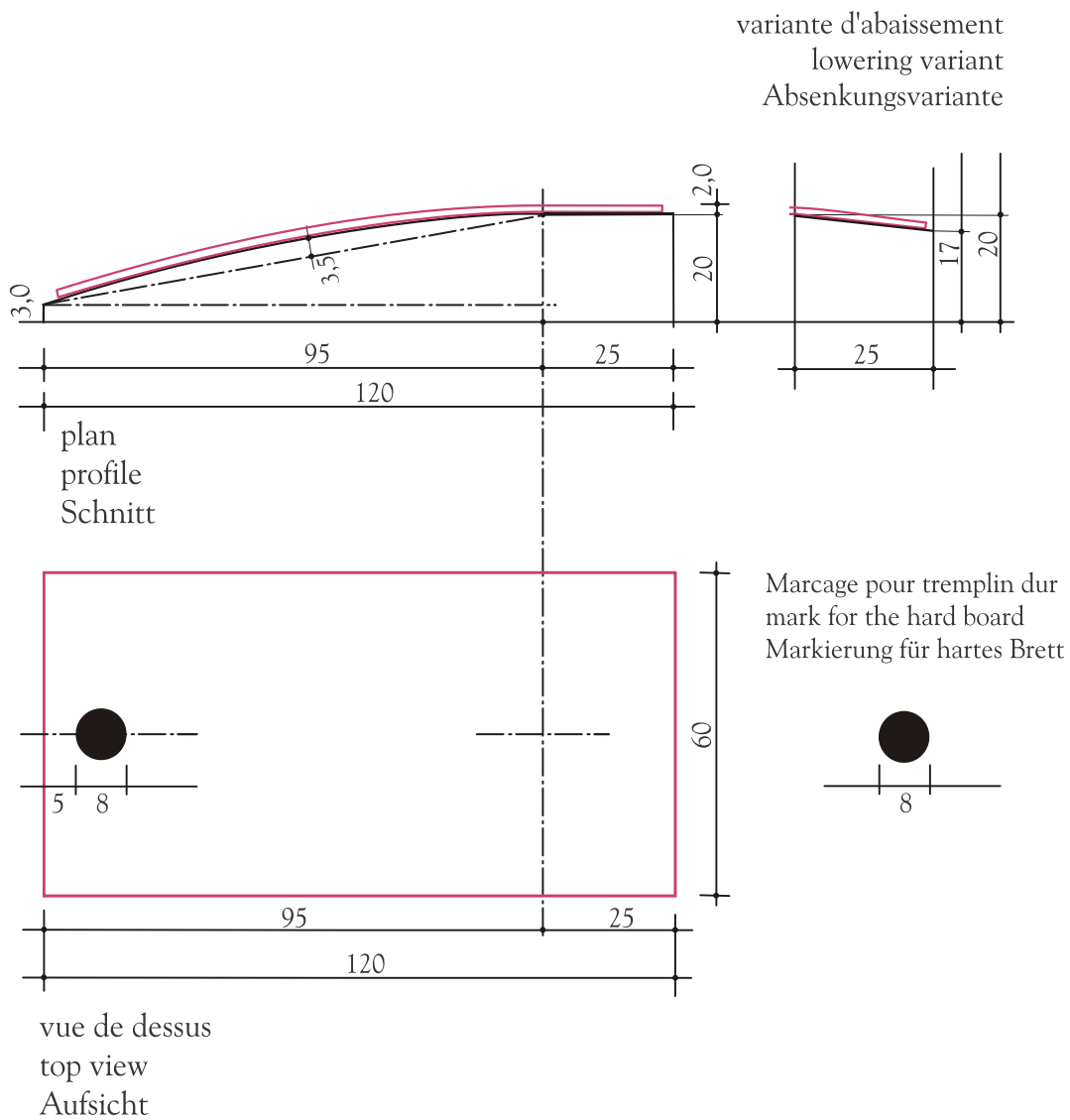
WAG 3  
barres asymétriques  
uneven bars  
Stufenbarren



WAG 2  
poutre  
beam  
Balken



# Tremplin

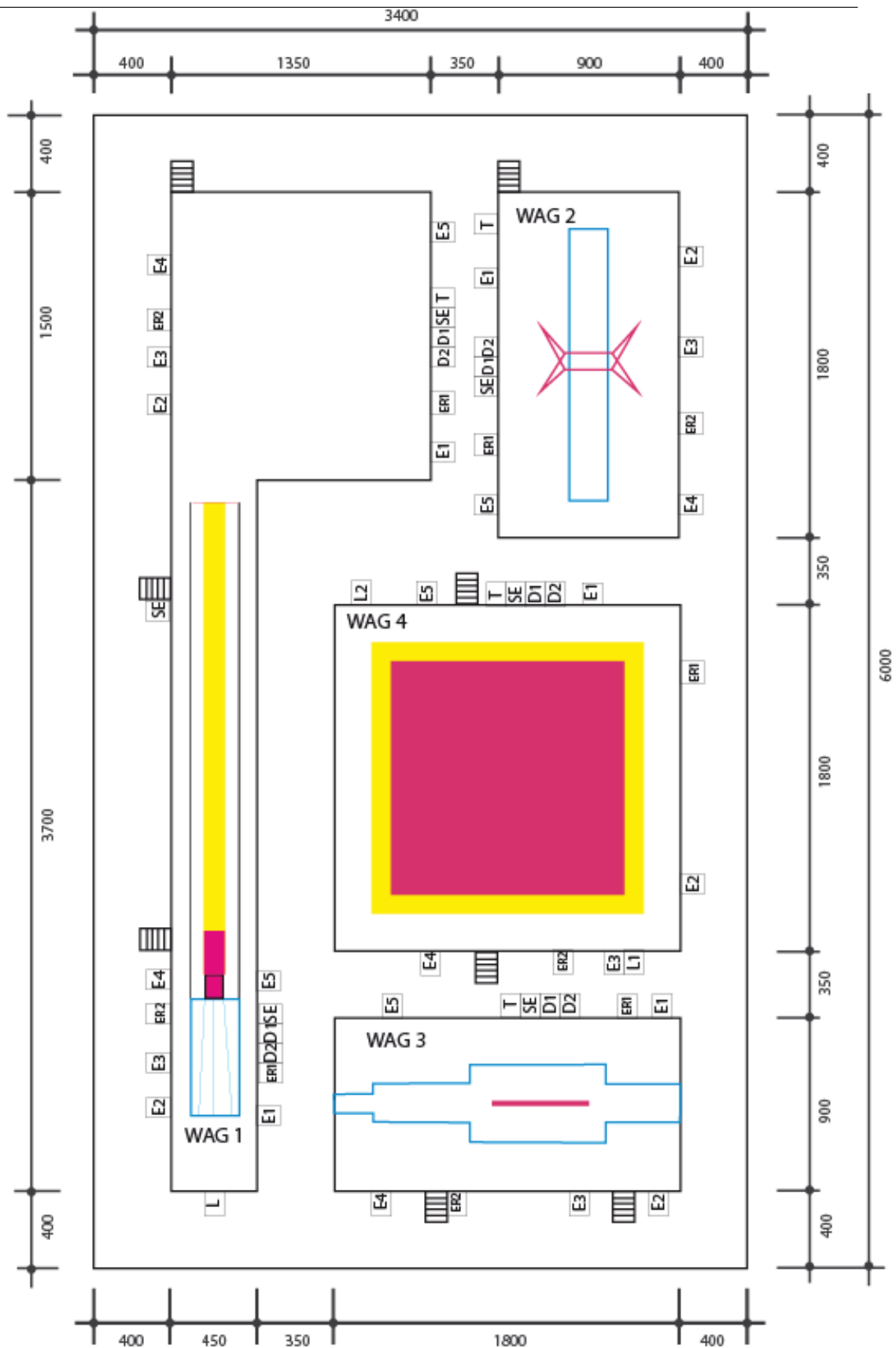


cotes obligatoires;  
construction selon le gré;  
dessin en exemple

dimensions: mandatory;  
design: at your discretion;  
drawing: typical example


Maße bindend;  
Konstruktion freigestellt;  
Zeichnung als Beispiel

# Arena - Gymnastique Artistique Féminine



# GAF - Formulaire A de contrôle des agrès

(Forms B: see FIG Apparatus Norms Part IV)

 <b>APPARATUS CONTROL A - WAG GYMNASTICS</b>		Competition Logo
Apparatus: <b>WAG</b>	Competition: <b>Name of the Competition</b>	Date:
Note: Measurements taken from the floor to the top of the apparatus		
Vaulting Table	Stipulation	Result - Action
Height	125 cm +/- 1 cm measured 68cm from landing end	
Levers and knob covered		
Protection of anchor and floor supports under apparatus		
Protection for space between landing mat and vaulting table		
Safety collar: different color from carpet of spring board		
Enhanced color of round-off hand placement mat		
Uneven Parallel Bars	Stipulation	Result - Action
Height of low bar	166 cm +/- 1 cm from under rail	
Height of high bar	246 cm +/- 1 cm from under rail	
Distance between bars	180 cm diagonal (maximum)	
Protection between bases and 2 m matting under UB		
Balance Beam	Stipulation	Result - Action
Height of beam	125 cm +/- 1 cm	
Length of beam	500 cm	
Width of beam	10 cm	
Permanent coverings on ends		
Cushioning of the stands		
Floor	Stipulation	Result - Action
Surface area	12x12m including delimitation line	
Elasticity of floor		
Chalk box for feet		
Springboards	Stipulation	Result - Action
Height	20 cm +/- 1 cm, Cushion cover 2 cm +/- 0,05 = Total 22 cm +/- 1,5 cm	
1 hard and 1 soft board at the vault	hard board marked with a dot springs fixed	
1 soft board at the uneven parallel bars	springs fixed	
1 soft board at the beam	springs fixed	
Mats	Stipulation	Result - Action
Height of all landing mats	20 cm +/- 1 cm	
Height of all extra soft landing mats	10 cm	
Mats surface	horizontal, even, without gaps	
Extra soft landing mat at the vault	600 cm * 200 cm; with lines	
Extra soft landing mat at the uneven parallel bars	400 cm * 200 cm	
Extra soft landing mat at the beam	400 cm * 200 cm	

Podium training

Qualification round


Final

Team Final

Signature

Time & date

\_\_\_\_\_



<b>Discipline</b>	<b>Apparatus</b>	<b>Area (meters)</b>	<b>Height of hall (prescription) if so, from Podium (min. meters)</b>	<b>Height of hall International Arena (recommended) if so from Podium (min. Meters)</b>
<b>WAG</b> Women's Artistic Gymnastics	<b>WAG 1</b> Vaulting Table	5.00 x 35.00	6.00	8.00 – 10.00
	<b>WAG 2</b> Uneven Bars	6.00 x 14.00		
	<b>WAG 3</b> Balance Beam	6.00 x 18.00		
	<b>WAG 4</b> Floor	18.00 x 18.00		

FÉDÉRATION  
FRANÇAISE  
*Gym*

